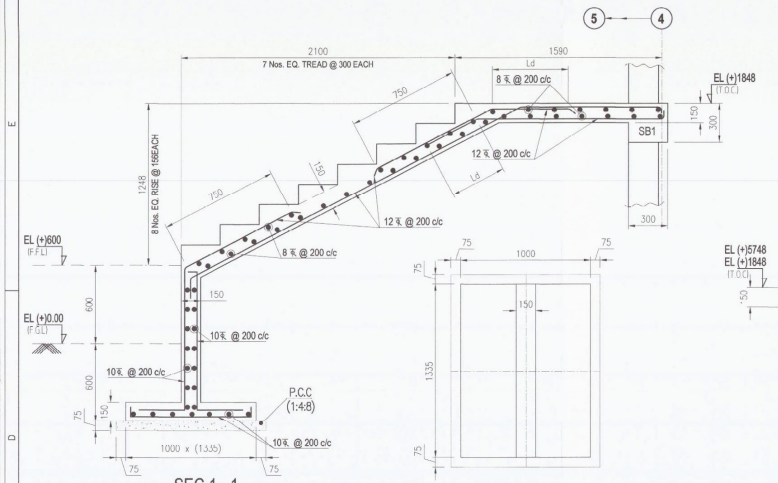

SEC 1 - 1

STRUCTURAL DETAILS OF STAIR CASE

FDN. DET. OF STAIR CASE

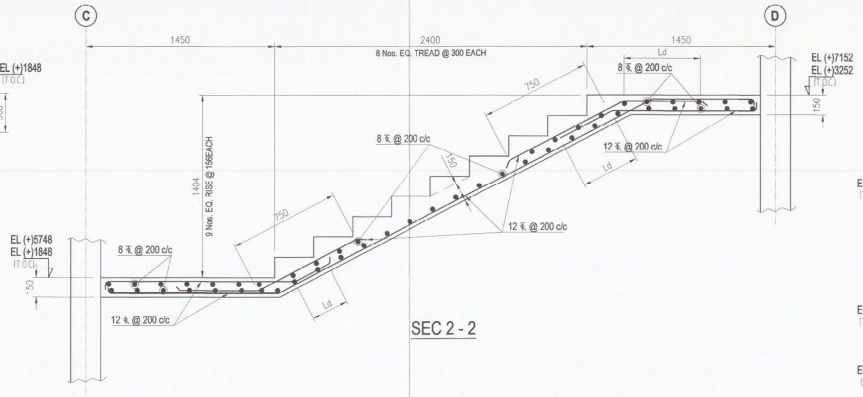

SEC 2 - 2

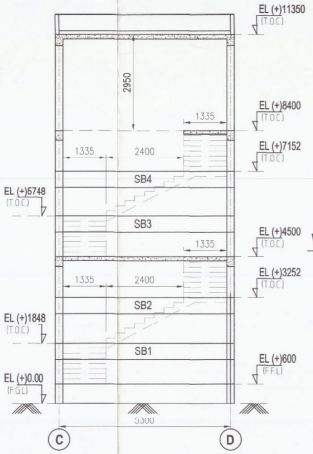

ELEVATION ON GRID "4"

(FOR STAIR LANDING BEAM ONLY)

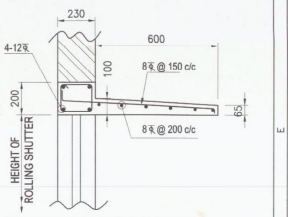

TYP. DET. OF PIECE LINTEL

WITH CHAJJA FOR DOOR & ROLLING SHUTTER

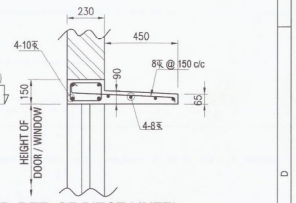

TYP. DET. OF PIECE LINTEL

WITH CHAJJA FOR WINDOW

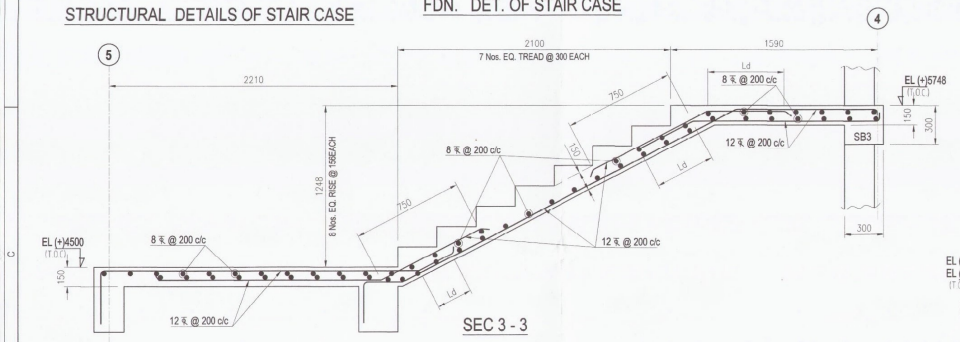

SEC 3 - 3

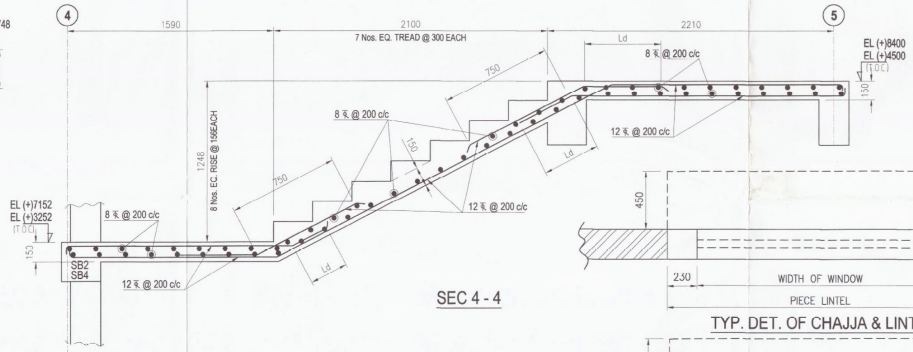

SEC 4 - 4

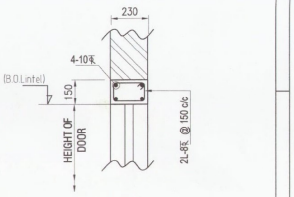

TYP. DET. OF PIECE LINTEL

(over 230 th bk. wall)

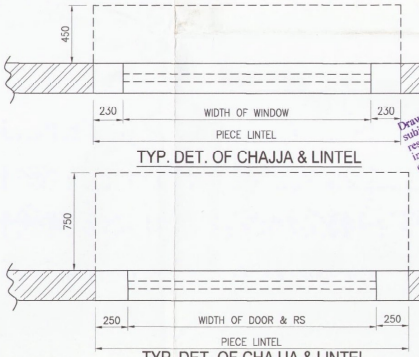

TYP. DET. OF CHAJJA & LINTEL

TYP. DET. OF CHAJJA & LINTEL

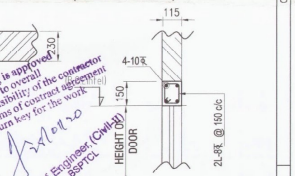

TYP. DET. OF PIECE LINTEL

(over 115 th bk. wall)

Drawing is approved subject to overall responsibility of the contractor in terms of contract agreement or, turn key for the work.

Chief Engineer (Civil) BSPTCL

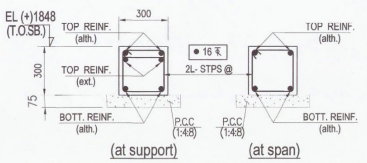

TYP. DET. OF STAIR BEAM

(FOR SB-1)

SEC 3 - 3

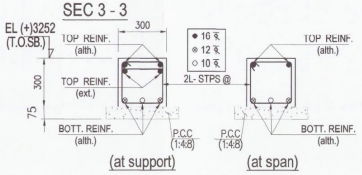

TYP. DET. OF STAIR BEAM

(FOR SB-2)

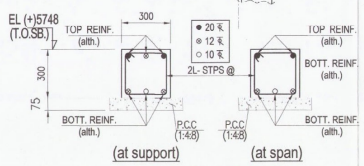

TYP. DET. OF STAIR BEAM

(FOR SB-3)

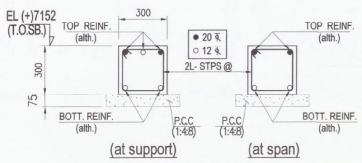

TYP. DET. OF STAIR BEAM

(FOR SB-4)

Executive Engineer (Civil) B.S.P.T.C.L.

Superintending Engineer (Civil) BSPTCL

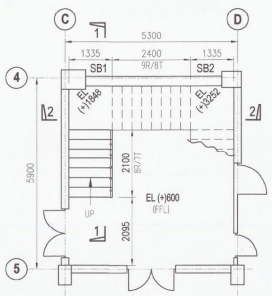

STAIR CASE LAYOUT PLAN

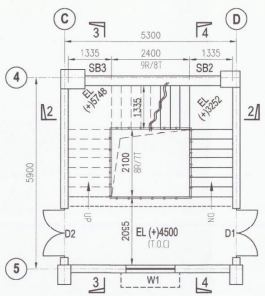

STAIR CASE LAYOUT PLAN

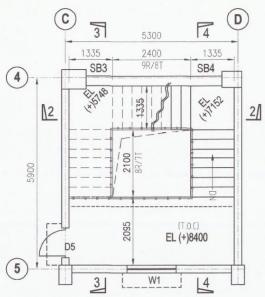

STAIR CASE LAYOUT PLAN

SCHEDULE OF R.C. STAIRCASE ROOF BEAM

SL. No.	BEAM MKD.	SIZE		REINFORCEMENTS				
		B (mm)	D (mm)	TOP (support)	TOP (span)	BOTTOM (support & span)		STIRRUPS
1	SB-1	300	300	2-16ϕ+ 2-16ϕ	2-16ϕ	2-10ϕ	-	2L-8ϕ @ 125 c/c
2	SB-2	300	300	2-16ϕ+ 2-16ϕ	2-16ϕ	2-12ϕ	1-10ϕ	2L-8ϕ @ 125 c/c
3	SB-3	300	300	2-20ϕ+ 1-12ϕ	2-20ϕ	2-12ϕ	1-10ϕ	2L-8ϕ @ 125 c/c
4	SB-4	300	300	2-20ϕ+ 1-12ϕ	2-20ϕ	2-12ϕ	-	2L-8ϕ @ 125 c/c

NOTES:-

1. ALL DIMENSIONS & LEVELS ARE IN MM. UNLESS NOTED OTHERWISE.
2. CONCRETE GRADE SHALL BE AS FOLLOWS:–
   a). BINDING CONCRETE MIX PROPORTION (1:4:8)
   b). R.C.C. WORK MIX PROPORTION (M–20)
3. CLEAR COVER TO MAIN RE INFORCEMENTS SHALL BE AS FOLLOWS:–
   a) BOTTOM RAFT – TOP, BOTTOM & SIDE – 50 mm.
   b) COL. – 40 mm. c) BEAM – 25 mm.
4. REINFORCEMENTS SHALL BE HIGH YIELD STRENGTH DEFORMED TMT BARS OF CHARACTERISTICS STRENGTH Fe–500 N/mm².
5. MINIMUM ANCHORAGE LENGTH AND LAP OF BARS SHALL BE 50XDIA OF BARS.
6. BARS TO BE LOCALLY ADJUSTED TO AVOID CUT OUTS, POCKETS ETC.
7. LAPS IN REINFORCEMENT TO BE PROVIDED IN STAGGERD LOCATION.

BIHAR STATE POWR TRANSMISSION COMPANY LTD. (BSPTCL)

TITLE :- CONTROL ROOM BUILDING
STAIRCASE LAYOUT AND DETAILS

SCALE : 1 : 100	**SHEET : 05 OF 05**
DWG. NO.	**CD_220KVCRB_04 -04**